



Atlas Copco



**Handheld tools
facts book**

Content

Key principles of our tools portfolio	04
--	-----------

Handheld pneumatic tools

Introduction	08
Hammers	12
• Vibro-reduced pneumatic hammers	
• Standard pneumatic hammers	
• Rivet busters	
Breakers	15
• Light pneumatic breakers	
• RTEX range	
• Medium pneumatic breakers	
• Heavy pneumatic breakers	
Pneumatic rock drills	19
• SRD range	
• Light pneumatic rock drills	
• Medium and heavy pneumatic rock drills	
• Pneumatic combi drills/hammers	
• Stoppers	
Underground rock drills	24
• Underground pneumatic rock drills	
• Pusher legs	

Rig mounted pneumatic rock drills.....	26
Impact wrenches and needle scalars.....	27
Scabblers.....	28
Tampers.....	29
Nomenclature.....	31

Handheld hydraulic tools

Introduction	33
Hydraulic hammers and breakers	34
• Vibro-reduced hydraulic breakers	
Hydraulic core drills.....	36
Hydraulic cut-off saws	38
Hydraulic post and ground rod drivers	39
Hydraulic post puller	40
Hydraulic power packs.....	41
Nomenclature.....	42

Handheld petrol drill and breakers

Introduction	45
Cobra range.....	47
Nomenclature and kits.....	48

Reliable, ergonomic and safe handheld tools

At Atlas Copco, we know the tools of the trade when it comes to designing construction equipment. Ergonomic, easy to handle and reliable, they will be your best friend for heavy-duty construction work.



Try our HAPS enabled machines and you'll feel the difference. HAPS stands for "Hand and Arm Protection Systems", an innovation that minimizes the impact of vibrations on the operator. We make sure every product is well-balanced and comfortable to handle. With an HAPS enabled machine, you can work up to six times longer every day. Imagine what you can do with that time...



Swap tools in no time thanks to the quick kick latch (on selected models), or just unscrew the tool. Of course all our working tools are interchangeable between various models. The versatility of our breakers and hammers allows for fast tool changes and less inventory.



Precision engineering, top-quality materials and modern engines with low fuel consumption and fewer emissions: Atlas Copco breaks the mold for long-lasting equipment. In the case of our handheld tools, less parts means fuss-free products, low lifecycle costs and a high trade-in value. With their solid bodies, our tools handle whatever force you throw at them. Reliable and powerful equipment, but also excellent service whenever and wherever you need it, we'll make sure that at the end of the day, you got your job done.

Always the right tool for the job

Pneumatic tools:

- Ergonomic best-in-class
- The best possible power-to-weight ratio
- Versatile: a tool for every application
- One compressor can power several tools
- Lowest total cost of ownership

Petrol-driven tools:

- Fully autonomous
- Ideal for remote locations and disaster areas

Hydraulic tools:

- Ideal when space is limited
- Compact and fast set-up

Do you have to use the tool for longer than 1 hour a day?

NO

Do you have other pneumatic tools on site?

NO

Are you working in a remote location without power supply?

NO

Do you have to work in a cramped space?

YES

YES

YES


YES

PNEUMATIC

PETROL

HYDRAULIC

NO – just give me the latest innovation



Handheld pneumatic tools



Handheld pneumatic tools

Our pneumatic tools are ergonomically best in class and have an excellent power-to-weight ratio, making them suitable for various construction applications.

Solid Body concept

The one-piece machine body means fewer parts. This will help to increase reliability. The concept also gives a low centre of gravity to our breakers and thus a good balance of the product.

HAPS system

By reducing the in-use vibration value of the machine, our HAPS system helps to decrease the negative effects of harmful vibration at a given trigger time.

Highly efficient silencer

The wear-resistant polyurethane silencer cuts the noise emission by up to 75% (as compared to the same machine without noise reduction, ISO 2000/14/EC).

SOFSTART trigger

The two-step trigger gives the operator full control when starting a cut – even under difficult conditions. Available with selected tools only.

Air cushioned piston


To reduce vibration and wear, the piston turns on air-cushions at either end of the cylinder. When working off-load, this practically eliminates metal-to-metal contact.

Rotating air inlet swivel

Easy handling of the tool, even when pressurized. Available with selected tools only.

Integrated lubricator

Helps to minimize tool wear and is excellent for cold conditions, when it can be used for anti-freeze, such as our Breaker and Hammer AIR-OIL. It holds enough lubricant for an entire shift of normal work. Available with selected tools only.




Handheld pneumatic tools

A workman with an Atlas Copco machine will never have to blame his tools. Our pneumatic breakers and hammers are designed to get more work done in a day. HAPS technology dampens vibrations and the tool's single casting design means fewer parts, less fuss. Try an Atlas Copco pneumatic breaker or hammer and you'll feel the difference: our well-balanced pneumatic tools offer excellent ergonomics.



The two-tooler: downsize for savings


Energy-efficient handheld tools allow you to downsize your compressor, or to run several breakers on the same compressor.



Tools - Compressor sizing guide

Need to get a lot of work done?

One compressor can often run several pneumatic tools at once. The RTEX even has double the breaking capacity per liter of compressed air compared to a conventional breaker. This means you need a compressor half the size as previously, or you can double up your breakers from the same power source, all at no additional cost.



				Tools model	TEX 05	TEX 09	TEX 12	RTEX 15	TEX 150	TEX 190	RTEX 25	TEX 230	TEX 280	RTEX 35	TEX 33	TEX 40	
				Type of tool	hammer	hammer	hammer	light breaker	light breaker	light breaker	medium breaker	medium breaker	medium breaker	medium breaker	heavy breaker	heavy breaker	
				Weight (kg)	6,3	10,5	12	17	19	23	25	25,5	31,5	33,2	37	42	
				Air consumption (6 bar)	m ³ /min	0,6	1	1,2	0,9	1,5	1,6	1,1	1,8	1,9	1,3	2	2,4
					l/s	10	17	20	15,4	25	26	18	30	32	21,5	34	40
					cfm	21	36	42	31,8	53	55	38	64	68	45,5	72	85
Compressor model	Fuel / Emission stage	Free Air Delivery at 6 bar															
		m ³ /min	cfm														
XAS 27	Diesel EU Stage V	1,6	57	2	1	1	1	1	1	1	1	0	0	0	0	0	
XAS 38	Diesel EU Stage V	2	70	3	2	1	2	1	1	1	1	1	1	1	0	0	
XAHS 38	Diesel EU stage IIIa	2,3	80	3	2	1	2	1	1	1	2	1	1	1	1	0	
XAS 48 / XAS 48-7 G ¹⁾	Diesel EU Stage V	2,5	90	4	2	2	2	1	1	1	2	1	1	2	1	1	
XAS 48 G ¹⁾	Diesel EU stage IIIa	2,5	90	4	2	2	2	1	1	1	2	1	1	2	1	1	
XAS 58-7 / XAS 58-7 / XAS 58-7 G ¹⁾	Diesel EU Stage V	3	106	5	2	2	3	2	2	2	2	1	1	2	1	1	
XAS 58	Diesel EU stage IIIa	3	106	5	2	2	3	2	2	2	2	1	1	2	1	1	
XAS 68-10 / XAS 68-7 G ¹⁾ / XAS 68-12 PACE	Diesel EU Stage V	3,5	125	5	3	2	3	2	2	2	3	1	1	2	1	1	
XAS 68 / XATS 68 / XAS 68 G ¹⁾	Diesel EU stage IIIa	3,5	125	5	3	2	3	2	2	2	3	1	1	2	1	1	
XAS 88-7 / XAS 88-7 G ¹⁾ / XAS 88-10 PACE	Diesel EU Stage V	5	175	8	4	4	5	3	3	3	4	2	2	3	2	2	
XAS 88 / XAS 88 G ¹⁾	Diesel EU stage IIIa	5	175	8	4	4	5	3	3	3	4	2	2	3	2	2	
XAS 98 / XAS 98 G ¹⁾	Diesel EU stage IIIa	5,3	187	8	5	4	5	3	3	3	5	2	2	4	2	2	
E-Air H185 VSD, at 50A ²⁾	Electric	5,4	192	9	5	4	6	3	3	3	5	3	2	4	2	2	
E-Air H250 VSD, at 63A ²⁾	Electric	6,6	233	11	6	5	7	4	4	4	6	3	3	5	3	2	

¹⁾ Compressors with "G" in the name have a built-in generator. Compressors with PACE in their name have an adjustable pressure between 5 bar and the maximum pressure indicated in the product name.

²⁾ For electric compressors, the free air delivery depends on the electric current (16, 32, 50 or 64A). Figures in this overview are based on the highest electric current.

Vibro-reduced pneumatic hammers

Applications depending on weight class:

- Light duty chipping and scaling work
- Renovation and conversion work
- Demolition
- Kiln stripping

Features:

- Full canopy vibro-reduction (TEX 05, 07, 09 and 12)
- Noise-reduction
- SOFSTART two-step trigger
- HAPS Hand and Arm Protection System
- Air cushioned piston (TEX 05, 07, 09 and 12)
- Easy handling and positioning



Pneumatic hammers		TEX 05PE ¹	TEX 07PE	TEX 09PE ^{1,2}	TEX 12PE ^{1,2}
Weight	kg	6,5	8,7	10,5	12
Length	mm	450	525	560	590
Air consumption	l/s	10	17	17	20
Impact rate	blows/min	2640	1770	1800	1620
Vibration level 3 axes (ISO 28927-10)	m/s ²	2,4	12,4	4,2	4,0
Sound power level guaranteed (2000/14/EC)	Lw, dB(A)	105	104	105	105
Sound pressure level (ISO 11203)	Lp, r=1m	87	87	93	93
Tool retainer		cap	cap	latch	latch
Part number with shank H 19x50 mm		8461 0219 10	8461 0209 20	-	-
Part number with shank H 22x82,5 mm		-	-	8461 0211 35	8461 0211 38
Part number with round shank 25x75 mm		-	-	8461 0211 36	8461 0211 39

Data at 6 bar (90 psi) air pressure

PE: silenced, vibro-reduced

Suitable couplings:

TEX 05PE Atlas Copco Standard 9000 0305 00

TEX 09 & 12 Atlas Copco Standard 9000 0306 00

Atlas Copco Standard with strainer 9000 0306 01

US standard 9001 0005 06

¹Claw couplings not included in delivery of TEX 05, 07, 09 and 12.

²Front side handle included

Standard pneumatic hammers

Applications depending on weight class:

- Light-duty chipping and scaling work
- Renovation and conversion work
- Demolition

Features:

- SOFSTART two-step trigger (selected models)
- Noise-reduction
- Air cushioned piston

Pneumatic hammers		TEX 02	TEX 03PS ²	TEX 05P ^{1,2}	TEX 09 PS KL	TEX 09 PS	TEX 10 PS KL	TEX 10 PS	TEX 12 PS KL	TEX 12 PS
Weight	kg	2,5	4,0	5,5	12	10	10,5	10	12,5	10,5
Length	mm	273	300	380	500	500	500	520	545	550
Air consumption	l/s	7	6,9	9,5	18,5	18,5	17	17	21,3	21,3
Impact rate	blows/min	3000	4140	2760	1800	1800	1350	1350	1600	1600
Vibration level 3 axes (ISO 28927-10)	m/s ²	8	16,5	13	16,1	16,1	22,4	22,4	15,4	15,4
Sound power level guaranteed (2000/14/EC)	Lw, dB(A)	106	105	104	105	103	103	102	105	105
Sound pressure level (ISO 11203)	Lp, r=1m	95	89	92	93	91	91	90	92	93
Tool retainer		spring	cap	cap	kick-latch	cap	kick-latch	cap	kick-latch	cap
Part number with shank H 19x50 mm		-	8461 0208 01	8461 0219 00	-	-	-	-	-	-
Part number with shank H 22x82,5 mm		-	-	-	8461 0211 05	8461 0211 02	8461 0211 32	8461 0211 30	8461 0211 12	8461 0211 13
Part number KIT		-	8461 0208 02	8381 0200 33	-	-	8381 0200 38	-	8381 0200 41	8381 0200 40
Part number with round shank 12 mm		8461 0208 06	-	-	-	-	-	-	-	-
Part number with round shank 17,3x60 mm		-	-	8461 0219 03	-	-	-	-	-	-
Part number with round shank 25x75 mm		-	-	-	-	-	-	8461 0211 31	8461 0211 15	8461 0211 14

For the contents of the available kits, check page 30

<p>Data at 6 bar (90 psi) air pressure</p> <p>¹⁾ also available with combined hexagonal/round shank (part no: 8461 0219 01)</p> <p>²⁾ also available in carrying case as complete set (hexagonal shank only);</p> <p>Kit part number: 8461 0219 02</p> <p>KL: kick latch, PS: silenced</p> <p>Claw couplings not included in delivery</p>	<p>Suitable couplings:</p> <p>TEX 09, 10 and 12</p> <p>Atlas Copco Standard Atlas Copco Standard with strainer US Standard (not for TEX 10)</p> <p>TEX 03, TEX 05</p> <p>Atlas Copco Standard</p>	<p>9000 0306 00</p> <p>9000 0306 01</p> <p>9001 0005 06</p> <p>9000 0305 00</p>
---	---	---

Rivet busters

Application:

Used for removing rivets in metal and concrete applications, including demolition and bridge work. Choose either for pistol grip or a classic D-handle.

Features:

- Excellent power-to-weight ratio
- Teasing throttle for precise control
- Rugged design and components for reliable operation under tough conditions
- Stepped cylinder design for added safety



Rivet busters		TEX 14 pistol	TEX 14 D	TEX 15 pistol	TEX 15 D
Weight	kg	13,7	14,1	15	15,4
Length	mm	584	600	660	676
Air consumption	l/s	21	21	21	21
Impact rate	blows/min	900	900	720	720
Vibration level 3 axes (ISO 20643)	m/s ²	12,6	12,3	13,3	14,3
Sound power level guaranteed (2000/14/EC)	Lw, dB(A)	105	105	105	105
Sound pressure level (ISO 11203)	Lp, r=1m	93	93	93	93
Trigger type		Outside	Inside	Outside	Inside
Handle type		Open	D	Open	D
Cylinder		Short (8")	Short (8")	Long (11")	Long (11")
Chuck size		Jumbo	Jumbo	Jumbo	Jumbo
Part number		8461 0250 16	8461 0250 17	8461 0250 18	8461 0250 19

Light pneumatic breakers

Applications:

- Light breakers for service jobs and general demolition

Features:

- Solid Body concept
- Noise-reduction
- HAPS Hand and Arm Protection System (PE series)
- SOFSTART two-step trigger
- Rotating air inlet swivel
- Integrated lubricator
- Air cushioned piston



Pneumatic breakers		TEX 150PE		TEX 190PE		TEX 21PE
Vibro-reduced		YES	YES	YES	YES	YES
Weight	kg	19	19	22,5	23	21
Length	mm	590	590	595	645	650
Air consumption	l/s	25	25	26	26	25
Impact rate	bpm	1530	1530	1500	1500	1140
Vibration level 3 axes (ISO 28927-10)	m/s ²	4,5	4,5	3,7	3,7	7,6
Sound power level guaranteed (2000/14/EC) Lw, dB(A)		104	104	104	104	105
Sound pressure level (ISO 11203)	Lp, r=1m	91	91	92	91	93
Part number with shank H 22x82,5 mm		8461 0223 31	-	-	-	-
Part number with shank H 25x108 mm		-	8461 0223 33	8461 0224 31	-	8461 0224 22
Part number with shank H 28x160 mm		-	-	-	8461 0224 33	-

Data at 6 bar (90 psi) air pressure

¹⁾ Hex shank (mm)

Claw couplings not included in delivery

Suitable couplings:

Atlas Copco Standard	9000 0306 00
Atlas Copco Standard with strainer	9000 0306 01
US Standard	9001 0005 06

RTEX range of pneumatic breakers

With our newest innovation, the Atlas Copco RTEX, you'll be demolishing without breaking a sweat. Lightweight, powerful and efficient, this tool is both ergonomic and economic. You'll be able to work longer while only consuming half the air. As a result, your compressor can also go down a size, or you can pair two tools with one compressor.

The secret of the RTEX lies in the innovative long piston design. A longer piston, compared to a conventional breaker, increases the interaction time with each blow. As a result, the RTEX has the breaking power to match a much heavier breaker. The efficient stroke mechanism radically lowers energy consumption.



25%
LIGHTER, CUSHIONED
FOR **LESS**
VIBRATIONS 

50% 
LESS AIR
CONSUMED

**FASTER
BREAKING** 
THANKS TO SOFSTART
AND STIFF HANDLES

(Compared to a comparable, conventional breaker, for example an Atlas Copco TEX breaker)

Pneumatic breakers		RTEX 15		RTEX 25		RTEX 35	
Weight	kg	17	25	25	25	33,2	33,2
Length	mm	674	737	780 / 685 (notched chisel)	780	845 / 748	845
Air consumption	l/s	15,4	19	17,5	18	21,5	21,5
Impact rate	blows/min	936	816	845	870	660	660
Vibration level 3 axes (ISO 28927-10) 1)	m/s ²	4,6	4,8	4,8	4,8	5,3	5,1
Sound power level guaranteed (2000/14/EC) 1)	Lw, dB(A)	106	107	107	107	107	107
Sound pressure level (ISO 11203) 1)	Lp, r=1m	83	90	90	90	86	86
Part number with shank H 25 X 108 mm		8461 0115 10	8461 0125 10	-	-	-	-
Part number with shank H 28x160 / 28 notch mm		-	-	8461 0125 20	-	8461 0135 20	-
Part number with shank H 32x160 mm					8461 0125 30		8461 0135 30

Data at 6 bar (90 psi) air pressure

Medium pneumatic breakers

Applications:

- Medium breakers for service jobs and general demolition
- TEX P60: asphalt and other medium hard materials

Features:

- Solid Body concept
- Noise-reduction
- HAPS Hand and Arm Protection System (PE series)
- SOFSTART two-step trigger
- Rotating air inlet swivel
- Integrated lubricator
- Air cushioned piston



Pneumatic breakers		TEX 230PE			TEX 280PE		TEX 33PE		TEX P60S	
Vibro-reduced		YES	YES	YES	YES	YES	YES	YES	NO	NO
Weight	kg	25,5	27	27	31,5	31,5	37	37	33	33
Length	mm	625	670	670	690	690	745	745	690	690
Air consumption	l/s	30	30	30	32	32	34	34	36	36
Impact rate	bpm	1320	1320	1320	1230	1230	1200	1200	1500	1500
Vibration level 3 axes (ISO 28927-10)	m/s ²	4,2	4,2	4,2	4,8	4,8	5,7	5,7	16,8	16,8
Sound power level guaranteed (2000/14/EC)	Lw, dB(A)	104	106	106	105	105	111	111	109	109
Sound pressure level (ISO 11203)	Lp, r=1m	92	93	93	92	92	99	99	97	97
Part number with shank H 25x108 mm		8461 0225 31	-	-	-	-	-	-	-	-
Part number with shank H 28x160 mm		-	8461 0225 34	-	8461 0226 32	-	8461 0227 01	-	8461 0227 22	-
Part number with shank H 32x160 mm		-	-	8461 0225 35	-	8461 0226 33	-	8461 0227 00	-	8461 0227 23

Data at 6 bar (90 psi) air pressure

¹⁾ Hex shank (mm)

TEX P60 S Kit available(Except US & Canada): 8381020056, 8381 0200 55
See page 27 for more information

Claw couplings not included in delivery
Suitable couplings:

Atlas Copco Standard	9000 0306 00
Atlas Copco Standard with strainer	9000 0306 01
US Standard	9001 0005 06

Heavy pneumatic breakers

Applications:

- Heavy-duty demolition breakers for use in medium and hard materials such as asphalt and reinforced concrete

Features:

- Noise-reduction
- HAPS Hand and Arm Protection System (PE series)
- Rotating air inlet swivel
- Integrated lubricator
- Air cushioned piston



Pneumatic breakers		TEX 37*	TEX 40PE	TEX P90S
Vibro-reduced		NO	YES	NO
Weight	kg	37	42	43
Length	mm	729	750	710
Air consumption	l/s	35	40	40
Impact rate	bpm	1200	1110	1260
Vibration level 3 axes (ISO 28927-10)	m/s ²	19,5	4,2	15,3
Sound power level (2000/14/EC)	Lw, dB(A)	n/a	111	111
Sound pressure level (ISO 11203)	Lp, r=1m	n/a	99	99
Part number with shank H 28x160 mm		-	8461 0228 05	8461 0228 22
Part number with shank H 32x160 mm		8461 0229 12	8461 0228 04	8461 0228 22

Data at 6 bar (90 psi) air pressure

¹⁾ Hex shank (mm)

* Available only for low-regulated markets

TEX P90S Kit available (except US & Canada): 8381020058

See page 31 for more information

Claw couplings not included in delivery.

Suitable couplings:

Atlas Copco Standard	9000 0306 00
Atlas Copco Standard with strainer	9000 0306 01
US Standard	9001 0005 06

Light pneumatic rock drills

Applications:

- Drills up to 2 m depth
- Plug hole drilling
- Anchor and wedge hole drilling

Features:

- Noise-reduction (S-versions)
- HAPS Hand and Arm Protection System (E-versions)
- Built-in air flushing
- Trigger version available (ET)



Pneumatic rock drills		BBD 12D	BBD 12DS	BBD 12DCS	BBD 12T	BBD 12TS	BBD 15E	BBD 15ET
Weight	kg	9,8	10,7	10,5	11,1	12,1	15,5	15,6
Length	mm	565	565	560	505	505	575	575
Air consumption	l/s	24	22	22	24	22	22	22
Impact rate	blows/min	2580	2580	2580	2580	2580	2520	2520
Revolutions	rpm	220	220	220	220	220	220	220
Penetration rate	mm/min	250 ¹⁾	230 ¹⁾	230 ¹⁾	150 ¹⁾	150 ¹⁾	220 ¹⁾	220 ¹⁾
Hose connection	mm	13	13	13	19	19	19	16
Vibration level 3 axes (ISO 20643)	m/s ²	22,2	22,2	22,2	16	16	7	7
Sound power level (2000/14/EC)	Lw, dB(A)	114	108	108	116	111	110	110
Sound pressure level (ISO 11203)	Lp, r=1m	103	97	97	103	98	97	97
Part number with shank H 19x108 mm		8311 0102 47	8311 0102 80	8311 0101 63	-	-	8311 0104 02	8311 0104 12
Part number with shank H 22x108 mm		8311 0102 96	-	-	8311 0102 95	8311 0102 98	8311 0104 10	8311 0104 13

Data at 6 bar (90 psi) air pressure

D = D-handle

C = cap

T = T-handle

S = silenced

¹⁾ In granite, drilling with 28 mm at 6 bar

²⁾ In granite, drilling with 32 mm at 6 bar

E = vibro-reduced handles

ET = vibro-reduced handles, trigger start

Applications:

- Drills up to 6 m depth
- Production drilling in quarry/dimension stone industry
- Blast hole and secondary drilling

Features:

- Noise-reduction
- HAPS Hand and Arm Protection System
- Built in air flushing
- Extra flushing for quick and efficient hole cleaning with non stop drilling

Pneumatic rock drills		RH 571	RH 571 S	RH 572 E
Weight	kg	17,8	18,9	22,8
Length	mm	510	510	583
Air consumption	l/s	39	39	37
Impact rate	blows/min	2100	1980	2040
Revolutions	rpm	190	190	170
Penetration rate ¹⁾	mm/min	295	275	260
Hose connection	mm	19	19	19
Vibration level 3 axes (ISO 20643)	m/s ²	23,2	23,2	9,7
Sound power level (2000/14/EC)	Lw, dB(A)	119	112	113
Sound pressure level (ISO 11203)	Lp, r=1m	106	99	100
Silenced		no	yes	no
Vibro reduced		no	no	yes
Part number with shank H 22x108 mm		8311 0301 29	8311 0301 37	8311 0301 78

Data at 6 bar (90 psi) air pressure.

E = vibro-reduced handles

¹⁾ In granite, drilling with 32 mm at 6 bar

S = silenced



Heavy pneumatic rock drills

Applications:

- Drills up to 6 m depth
- Production drilling in quarry / dimension stone industry
- Blast hole and secondary drilling

Features:

- Noise-reduction (S-versions)
- HAPS Hand and Arm Protection System (E-versions)
- Built-in air flushing
- Extra flushing for quick and efficient hole cleaning



Pneumatic rock drills		RH 658	RH 658 LRC*	RH 658 LRC FR*	RH 658 S	SRD 25 E
Weight	kg	24	24	24,5	25	27
Length	mm	565	565	565	565	600
Air consumption	l/s	58	58	58	58	50
Impact rate	blows/min	2040	2040	2040	2040	2040
Revolutions	rpm	215	215	215	215	250
Penetration rate ¹⁾	mm/min	425	425	425	425	336
Hose connection	mm	19	19	19	19	19
Vibration level 3 axes (ISO 20643)	m/s ²	21,2	21,2	21,2	21,2	10.7
Sound power level guaranteed (2000/14/EC)	Lw, dB(A)	116	116	116	112	110
Sound pressure level (ISO 11203)	Lp, r=1m	106	106	106	99	n/a
Silenced		no	no	no	yes	yes
Vibro reduced		no	no	no	no	yes
Part number with shank H 22x108 mm		8311 0302 86	8311 0302 77	8937 1210 02	8311 0302 87	8311 0325 10
Part number with shank H 25x108 mm		8311 0302 89	-	-	-	8311 0325 09

Data at 6 bar (90 psi) air pressure.

¹⁾ Penetration rate is mentioned under test conditions on granite, however it may vary depending on hardness of material and operator skill.

E = vibro-reduced handles

S = silenced

FR = footrest

*Available only for low-regulated markets

Claw couplings not included in delivery.

Suitable couplings:

Atlas Copco Standard

Atlas Copco Standard with strainer

US Standard

9000 0306 00

9000 0306 01

9001 0005 06

Pneumatic combi drills/hammers


Applications depending on weight class:

- Plug hole drilling 8-38 mm diameter
- Wedge hole drilling
- Chipping and scaling
- Renovation and rebuilding
- Underwater work

Features:

- Built-in air flushing
- Noise-reduction
- Switching between drilling/chipping by change of working tool
- Built-in lubricator

Pneumatic combi drills/hammers		DKR 36	DKR 36R
Weight	kg	4,5	4,5
Length	mm	375	375
Air consumption at 6 bar	l/s	10	10
Impact rate	blows/min	2820	2820
Revolutions	rpm	250	250
Penetration rate	mm/min	180 ¹⁾ /160 ²⁾	180 ¹⁾ /160 ²⁾
Hose connection	mm	19	19
Vibration level 3 axes (ISO 28927-10)	m/s ²	20,2 (breaking) / 21,2 (drilling)	20,2 (breaking) / 21,2 (drilling)
Sound power level guaranteed (2000/14/EC)	Lw, dB(A)	103	103
Sound pressure level (ISO 11203)	Lp, r=1m	88	88
Part number with shank R19xH14,7x89 mm		8463 0103 60	-
Part number with shank R19x95 mm		-	8463 0103 50



Data at 6 bar (90 psi) air pressure.

¹⁾ 19 mm drill in granite

²⁾ 19 mm drill in concrete

Pneumatic rock drills – Stopers

Applications:

- Raise driving
- Screening

Stopers		BBD 46WS-8
Hole range	mm	27-41
Weight	kg	40
Length retracted	mm	1650
Length extracted	mm	2620
Air consumption	l/s	90
Impact rate	bpm	3000
Piston diameter	mm	75
Stroke length	mm	45
Vibration level 3 axes (ISO 20643)	m/s ²	10
Sound power level guaranteed (2000/14/EC)	Lw, dB(A)	124
Sound pressure level (ISO 11203)	Lp, r=1m	121
Part number		8311 0202 11

Data at 6 bar (90 psi) air pressure



Underground pneumatic rock drills

Applications:

- Raise driving and bolting
- Screening

Features:

- High quality, designed for production drilling
- Built-in water flushing



Rock drills		BBC 16W	BBC 34W	BBD 94W	BBD 94WS	RH 656 4W*
Hole range	mm	27-41	27-41	27-41	27-41	27-41
Weight	kg	28,5	33,5	28	31	22
Length	mm	705	775	670	670	658
Air consumption	l/s	69	88	97	97	48
Impact rate	blows/min	2340	2280	3300	3300	2040
Piston diameter	mm	70	80	90	90	65
Stroke length	mm	55	70	45	45	59
Vibration level 3 axes (ISO 5349-2)	m/s ²	16,6	20,4	15	15	21,2
Sound power level guaranteed (2000/14/EC)	Lw, dB(A)	122	127	125	125	120
Sound pressure level (ISO 11203)	Lp, r=1m	111	116	114	114	115
Part number		8311 0401 10	8311 0408 05	8311 0206 09	8311 0206 12	8311 0302 02

Data at 6 bar (90 psi) air pressure

*Available only for low-regulated markets

Pneumatic rock drills – pusher legs

Applications:

- Underground horizontal drilling

Features:

- High quality, designed for production drilling
- Single or double telescopic pusher legs



Pusher legs		BMT 51	ALF 71	ALF 71-1	ALF 72D	ALF 72D-1	BMK 62S
Telescope		Single	Single	Single	Single	Single	Single
Suitable for rock drill:		BBC 16W, 34W	BBC 16W, 34W	BBC 16W, 34W	BBD 94W	BBD 94W	RH 656W
Feeding length	mm	1300	1300	950	1300	1200	1300
Length retracted	mm	1658	1805	1455	1970	1830	1815
Length extracted	mm	2958	3105	2405	3270	3030	3115
Weight	kg	15	14	13	19	16	17
Cylinder Bore	mm	60	70	70	70	70	53
Part number		8321 0301 01	8321 0201 94	8321 0201 95	8321 0201 80	8321 0201 81	8321 0102 02

Data at 6 bar (90 psi) air pressure R=right rotation

Rig-mounted pneumatic rock drills

Applications depending on weight class:

- Dimension stone industry (DSI)
- Marble and granite quarries
- Cable or chain feed drilling

Features:

- Efficient air flushing
- Can be converted to water flushing
- Production drilling

Rig-mounted rock drills		BBD 94-DSI
Weight	kg	26
Length	mm	670
Air consumption	l/s	97
Impact rate	bpm	3300
Piston diameter	mm	90
Stroke length	mm	45
Vibration level 3 axes (ISO 20642)	m/s ²	15
Sound power level guaranteed (2000/14/EC)	Lw, dB(A)	125
Sound pressure level (ISO 11203)	Lp, r=1m	114
Part number		8311 0206 10



Impact wrenches and needle scalars

Our impact wrenches and needle scalars simply plug in to your compressor and let you handle the toughest jobs. Impact wrenches are suitable for material maintenance. Needle scalars are perfect for cleaning concrete before reworking it. Made of light but robust materials, with excellent ergonomics and low vibration levels, these compact tools make heavy construction work easy.



Impact wrenches		TEX 290W	TEX 291W	TEX 292W
Bolt size max	mm	M13	M16	M30
Square drive size	in	3/8"	1/2"	3/4"
Torque-forward	Nm	310	710	1400
Torque-Reverse	Nm	500	1000	1500
Torque range	Nm	150-400	200-800	300-1500
Free speed	r/min	6500	7700	5500
Weight	kg	1,24	1,98	3,24
Air Consumption	l/s	17	18	27
Recc. Hose Size	mm	10	10	13
Air inlet thread	BSP	1/4"	1/4"	3/8"
Model type		Pistol handle type		
Impact		Twin hammer		
Part number		8461 0250 01	8461 0250 02	8461 0250 03

Needle scalar		TEX 01N
Blows	Hz	40
Stroke	mm	11
Length	mm	370
Weight	kg	2,35
Air Consumption	l/s	2
Recc. Hose Size	mm	10
Air inlet thread	BSP	1/4"
Part number		8461 0250 04



Scabblers

Working concrete has never been easier, thanks to Atlas Copco's lightweight and compact scabblers. They are equipped with tungsten carbide tipped pistons. All models have three pistons mounted in line of which the cycling occurs due to the air porting arrangements in the piston assembly.

Applications:

- Concrete cleaning and roughening
- Keying the surface of construction joints
- Produce ornamental or contrasting finishes on concrete surfaces

Features:

- Back head grip, gives in-line thrust
- Chamfered cylinder block increases visibility to the work surface



Scabblers		SBL 05	SBL 06	SBL 06 PE
Weight	kg	4,5	5,3	6,8
Length	mm	280	470	470
Number of pistons		3	3	3
Vibration level 3 axes (ISO 28927-10)	m/s ²	12,8	23,1	7,1
Air consumption	l/s	13	13	13
Impact rate	bpm	2500	3000	3000
Sound pressure level (150 11203)	dB(A)	95	95	97
Hose connection	mm	12,7	12,7	12,7
Part number		8461 0250 13	8461 0250 11	8461 0250 12

Tampers

Our pneumatic tampers are your go-to tool for compacting jobs, even for tough soil types like clay. Lightweight and ergonomic, these powerful backfill tampers can be operated by a single person.

Applications:

- Compact soil around foundations and other structures
- Compacting backfill in trenches

Features:

- Maximum power – slow powerful blows efficiently and quickly compact all types of backfill, including clay and soils containing high percentages of finely crushed or powdered material
- Heat-treated cylinder and chrome plated piston significantly extend tool life
- Aluminum butt held with clamp screw for quick, easy replacement
- Exhaust deflector directs air, moisture and oil away from the operator
- Integral oiler for continuous lubrication

Tampers		TAM 14	TAM 19
Weight	kg	13,6	19
Length	mm	1320	1270
Body diameter	mm	71,4	98,4
Butt size	mm	127	158,8
Air consumption	l/s	8,4	13
impact frequency	bpm	800	780
Vibration level 3 axes (I SO 20643)	m/s ²	32,3	44,8
Sound pressure level (150 11203)	dB(A)	95	94
Hose connection	mm	12,7	19
Part number		8461 0250 14	8461 0250 15



Chipping hammer kits

Kit Item Number	kit Description	Component in Kit	Component Description
8461 0208 02	TEX 03PS KIT	3083 3220 00	Moil point hex 19 x 50 mm
		3083 3222 00	Narrow chisel hex 19 x 50 mm
		3310 1206 00	Storage box
		3310 1624 00	Product label
		8099 0202 40	Breaker and hammer air-oil 250ml
		8461 0208 01	TEX 03 PS h19 x 50
		9030 2043 00	Rubber hose TEX 3/05 (PM)
8461 0219 02	TEX 05P KIT	3083 3220 00	Moil point hex 19 x 50 mm
		3083 3222 00	Narrow chisel hex 19 x 50 mm
		3310 1206 00	Storage box
		8099 0202 40	Breaker and hammer air-oil 250ml
		8461 0219 00	TEX 05 P h19 x 50
		9030 2043 00	Rubber hose TEX 3/05 (PM)
8381 0200 33	TEX 05P KIT	3083 3220 00	Moil point hex 19 x 50 mm
		3083 3222 00	Narrow chisel hex 19 x 50 mm
		8461 0219 00	TEX 05 P h19 x 50
8381 0200 38	TEX 10PS KL KIT	3083 3242 00	Moil point hex 22 x 82.5 mm
		3083 3244 00	Narrow chisel hex 22 x 82.5 mm
		8461 0211 32	TEX 10 PS KL h22 x 82.5
8381 0200 40	TEX 12PS KIT	3083 3242 00	Moil point hex 22 x 82.5 mm
		3083 3244 00	Narrow chisel hex 22 x 82.5 mm
		8461 0211 13	TEX 12 PS h22 x 82.5
8381 0200 41	TEX 12PS KL KIT	3083 3242 00	Moil point hex 22 x 82.5 mm
		3083 3244 00	Narrow chisel hex 22 x 82.5 mm
		8461 0211 12	TEX 12 PS KL, 22x82.5

Breaker Kits

Kit Item Number	kit Description	Component in Kit	Component Description
8381 0200 56	TEX P60S KIT	3083 3206 00	Moil point hex 32 x 160 mm
		3083 3209 00	Narrow chisel hex 32 x 160 mm
		8099 0202 36	Breaker and hammer air-oil 1l
		8461 0227 23	TEX P60S, 32x160
		3083 3206 00	Moil point hex 32 x 160 mm
8381 0200 58	TEX P90S KIT	3083 3209 00	Narrow chisel hex 32 x 160 mm
		8099 0202 36	Breaker and hammer air-oil 1l
		8461 0228 23	TEX P90S, 32x160
		3083 3206 00	Moil point hex 32 x 160 mm

Nomenclature – Handheld Pneumatic Tools

ABB.	DESCRIPTION
H	Hexagonal Bushings
P	Pneumatic (Non Silenced)
S	Silenced Version
E	Ergonomic Handle Version
KL	Kick Latch Retainer
R	Round Bushings
D	D handle
C	Clockwise Rotation
T	T Handle
L	Latch Retainer
US	United States of America Model only
EXT	External Trigger
SVR	Silenced & Vibration Reduced Model
DSI	Dimension Stone Industry

ABB.	DESCRIPTION
CH	Chipping Hammer Handle
IT	Internal Trigger
OT	Outside Trigger
W	Water Flushing System
SPDR	Spike Driver
P	Pistol Grip Handle
SQ	Square Bushings
RR	Reverse Rotation
A	Rotation on/off
C	Drilling Only
F	Rotation on/off Spline Coupling
Dry	Only Air flushing
Wet	Wet Flushing

Handheld hydraulic tools



Handheld hydraulic tools

Hydraulic tools pack lots of power in a small machine: perfect if you find yourself working in cramped spaces or overhead. You'll also find our hydraulic tools tackling emergency interventions in high dense traffic areas and airports .

Clever design, with few moving parts that are continuously lubricated, means minimal wear and little maintenance. Their closed-loop design keeps out dirt and moisture, so no job is too rough for these tools.

Pair your hydraulic breaker up with a compact power pack, available in fuel and electric versions and you are ready to take on any job.

- Flexible and compact system
- Excellent power-to-weight ratio
- Suitable for indoor use, in any condition and even under water
- Continuous lubrication for minimal wear
- Few parts and completely closed-loop



Powerpack and Tools Selection Guide

Powerpack		LP 9-20P	LP 13-30P	GP 18-30	GP 18 multiflow	LP 9-20E
Engine		9 HP	13 HP	18 HP	18 HP	9 HP
EHTMA Class		C	C/D	C/D	B/C/D/E	C
Breaker	LH11	x			x	x
	LH190E	x			x	x
	LH230E	x	x	x	x	x
	LH280E	x	x	x	x	x
	LH400E		x		x	
Core Drills	LCD500/LCD1500	x	x	x	x	x
Cut-off Saw	LS14	x	x	x	x	x
	LS16	x	x	x	x	x
Post Drivers	LPD-LD-T	x		x	x	x
	LPD-T/RV	x	x	x	x	x
	LPD-HD-T/RV	x	x	x	x	
Post Puller	LPP 10 HD	x	x	x	x	x

Hydraulic standard hammer and breakers

Applications:

- Breaking light concrete and brickwork (LH 11)

Features:

- Low noise levels
- Slim design
- High power to weight ratio
- No exhaust or emission
- No additional lubrication needed
- No freezing



Hammer and breakers		LH 11
Weight	kg	15,5
Length	mm	650
Oil flow	l/min	20
Working pressure	bar	80-100
Max back pressure	bar	10
Impact rate	blows/min	2300
Vibration level 3 axes (ISO 28927-10)	m/s ²	16,5
Sound power level guaranteed (2000/14/EC)	Lw, dB(A)	105
Sound pressure level (ISO 11203)	Lp, r=1m	93
EHTMA class		C
Part number with shank H 22x82,5 mm		1801 1741 18



Vibro-reduced hydraulic breakers

Applications:

- Medium and hard materials like asphalt and concrete

Features:

- Vibro-reduction
- Vibro-damping chisel bushing
- Low noise levels
- Slim design
- High power to weight ratio



Breakers		LH 190 E	LH 230 E	LH 280 E	LH 400 E
Weight ¹⁾	kg	25	28	32,5	39
Length ²⁾	mm	650	735	765	765
Oil flow	l/min	20	20-30	20-30	30-40
Working pressure	bar	95-110	105-125	110-125	110-125
Max back pressure	bar	10	15	15	15
Impact rate	blows/min	1400	1500-2100	1350-1750	1150-1600
Vibration level 3 axes (ISO 28927-10)	m/s ²	5	4,6	4,6	5,4
Sound power level guaranteed (2000/14/EC)	Lw, dB(A)	106	107	107	106
Sound pressure level (ISO 11203)	Lp, r=1m	93	94	95	93
EHTMA class		C	C/D	C/D	D/E
Part number with shank H 25x108 mm		1801 3443 41	1801 3543 51	-	-
Part number with shank H 28x152 mm		1801 3443 42	1801 3543 52	1801 3643 60	1801 3743 68
Part number with shank H 28x160 mm		1801 3443 43	1801 3543 53	1801 3643 61	1801 3743 69
Part number with shank H 32x152 mm		1801 3443 44	1801 3543 54	1801 3643 62	1801 3743 70
Part number with shank H 32x160 mm		1801 3443 45	1801 3543 17	1801 3643 63	1801 3743 71

Hydraulic core drills

Applications:

- Safe handheld drilling in reinforced concrete and asphalt up to 200 mm diameter in confined spaces, for ventilation, heating, gas piping and other installations
- Works efficiently also in underwater applications

Features:

- High power to weight ratio
- Low vibrations
- Low kick-back
- Hydraulic torque control
- Fits in standard drill stands
- Closed hydraulic circuit
- Comes in carrying steel case as standard



Core drills		LCD 500	LCD 1500
Weight including hoses	kg	9,5	9
Oil flow rate	l/min	20-30	20-30
Length without drill	mm	414	406
Working pressure	bar	60-120	60-120
Revolutions	rpm	600-900	1500-2250
Drill diameter	mm	50-202	12-75
Thread female (drive) ¹⁾		½" BSP	½" BSP
Vibration level 3 axes (ISO 28927-5)	m/s ²	3,1	2,7
Sound pressure level (ISO 11203)	Lp, r=1m	<70	<70
EHTMA class		C/D	C/D
Part number		1806 1014 38	1806 1014 39

¹⁾ 1/2" BSP male x 1 1/4 UNC male drive adaptor included for use of larger diameter core bits.

Hydraulic cut-off saws

Applications:

- Cutting depth of 133-160 mm
- Works in dust, slurry and underwater
- Used for cutting:
 - Concrete, reinforced concrete
 - Asphalt
 - Steel
- Used with:
 - Dry and wet diamond discs
 - Abrasive steel cutting discs

Features:

- Simple design with direct drive motor
- Open visible cutting face
- Good power-to-weight ratio
- Compact and slim design



Cut-off saws		LS 14	LS 16
Weight including hoses	kg	12	13
Oil flow	l/min	20-30	20-40
Maximum pressure	bar	172	172
Revolutions	rpm	2500-4000	2000-4000
Speed	m/s	46-75	42-85
Disc size	mm	355	405
Arbor size	mm	25,4	25,4
Cutting depth	mm	133	160
Vibration level 3 axes (ISO 28927-8) 20 lpm	m/s ²	4,9	4,9
Sound power level guaranteed (2000/14/EC)	Lw, dB(A)	108	116
Sound pressure level (ISO 11203)	Lp, r=1m	94	102
EHTMA class		C/D	C/D/E
Part number		1809 0140 01	1809 0160 00

Also available: LSC cart for cut-off saw, part number 1809001001

Hydraulic post and ground rod drivers

Applications:

- Drives up to 150 mm diameter poles
- For driving of:
 - Road barriers
 - Tubes / profiles
 - Signposts
 - Fences
 - Anchors
 - Ground rod

Features:

- Available with built-in on/off valve or hose mounted remote on/off valve

Options:

- Adaptors driving heads
- Kits



Post drivers		LPD-LD-T	LPD-T	LPD-RV	LPD-HD-T	LPD-HD-RV
Activation type		By trigger lever	By trigger lever	By remote valve	By trigger lever	By remote valve
Hydraulic system		Open centre	Open centre	Open- or closed-centre	Open centre	Open- or closed-centre
Weight including hoses	kg	17,5	32	33	39	40
Driving capacity ¹⁾	mm	10-60	40-100	40-100	70-150	70-150
Working pressure	bar	80-100	105-140	105-140	105-125	105-125
Oil flow	l/min	20	20-30	20-30	28-40	28-40
Impact rate	blows/min	2300 (20l/min)	1680 (30l/min)	1680 (30l/min)	1320 (30l/min)	1320 (30l/min)
Hydraulic ports		½" BSP	½" BSP	½" BSP	½" BSP	½" BSP
Vibration level 3 axes (ISO 28927-10) 20 lpm ¹⁾	m/s ²	17,5	12,8	-	-	-
Sound power level guaranteed (2000/14/EC)	Lw, dB(A)	116	115	115	118	118
Sound pressure level (ISO 11203)	Lp, r=1m	102	102	102	105	105
EHTMA class		C	C/D	C/D	D/E	D/E
Part number		1801 3940 06	1801 4040 02	1801 4050 02	1801 4140 00	1801 4150 00

¹⁾ Depending on ground condition

Hydraulic post puller

Applications:

- For removal of any pole, steel beam or tube with diameters up to 200 mm
- For removing of:
 - Wooden posts
 - Steel posts (incl IPE, HPE and UPE profile)
 - Round/square steel tubes
 - Fence posts
 - Anchors

Features:

- Integrated jaw
- Automatic chain tightening clamp
- Total pulling force up to 10 tons



Post puller		LPP 10 HD
Weight	kg	60
Oil flow	l/min	20-40
Max. working pressure	bar	172
Max. back pressure	bar	30
Lift capacity per stroke	mm	12-200
Pulling force	kg	6000
Full pulling force ¹⁾	kg	10000
EHTMA class		C/D/E
Part number		1801 8100 03

¹⁾ Lever kit, part number 3371 8101 48

Hydraulic power packs

Features:

- Portable, compact and lightweight
- High efficiency, low noise and low fuel consumption thanks to Power On Demand function (available with selected models only)
- Low maintenance, long lifetime – moving parts move in a closed lubricated circuit
- Protective steel frame with foldable handles
- Lifting eye and cross lifting bar
- No exhaust or emission from the tools – power pack with engine can be placed away from tool
- Large return filter and replacement indicator
- Thermostatically-controlled oil cooler



Power packs		LP 9-20 P ¹⁾	LP 13-30 P ¹⁾	GP 18-30	GP 18 multiflow	LP 9-20 E
Fuel		Petrol	Petrol	Petrol	Petrol	Electric
Engine		9 HP Honda	13 HP Honda	18 HP B&S Vanguard	18 HP B&S Vanguard	5,5 kW/ 3x400 V/16A
Weight (incl oil)	kg	80	91	140	140	73
Dimensions (LxWxH)	mm	630x530x640	745x600x705	930x603x765	930x603x765	630x530x640
Oil flow	l/min	20	20-30	20-30	15-20-30-40	20
Maximum pressure	bar	150	150	172	145	150
Fuel capacity	l	6	6,5	8.5	8.5	-
Hose included		YES	YES	NO	NO	NO
Power on Demand (POD)		YES	YES	NO	NO	NO
Oil control: engine oil		YES	YES	YES	YES	NO
Electric start		NO	NO	YES	YES	YES
Sound power level guaranteed (2000/14/EC)	Lw, dB(A)	101	101	101	101	96
Sound pressure level (ISO 11203)	Lp, r=1m	87	89	89	89	82
EHTMA class		C	C/D	C/D	B, C, D & E	C
Part number		1807 0080 50	1807 0110 32	1807 8000 26	1807 8000 09	1807 0080 52

¹⁾ Extension twin-hose comes as standard with LP 9-20 P and LP 13-30 P

Nomenclature – Handheld hydraulics tools

ABB.	DESCRIPTION
H	Hexagonal Bushings
P	Pneumatic (Non Silenced)
S	Silenced Version
E	Ergonomic Handle Version
KL	Kick Latch Retainer
R	Round Bushings
D	D handle
C	Clockwise Rotation
T	T Handle
L	Latch Retainer
US	United States of America Model only
T	External Trigger
RV	Remote Valve operated
LD	Light Duty
HD	Heavy Duty

Handheld petrol drill and breakers



Handheld petrol drill and breakers

A petrol-driven tool is a matter of grab and go. This completely autonomous system is perfect for remote locations and hard-to-get places. Forget hoses, cables or compressors: Atlas Copco's Cobra tools are immediately ready for action.

HAPS technology minimizes vibration, so you can get more work done in a day, in a safe way. Noise and emissions are also kept to a minimum.

Our three Cobra models:

- **PROe**: a heavy hitter that clocks up an incredible 60 joules at the tool tip
- **TTe**: specifically designed for tie tamping. It works with a relatively high blow frequency and the impact energy has been optimized to prevent breaking the ballast.
- **Combi**: The Cobra combi is not only a breaker, it doubles as a powerful drill. It has a built-in flushing device, which makes this the perfect tool for drilling hard materials. Do you know another tool that drills at 30 cm per minute through solid granite? And to a depth of up to 6 meters?



Motor breakers & drills (Cobra range)

Applications:

- Drilling and breaking (Cobra Combi)
- Work on remote sites
- Breaking concrete
- Cutting asphalt
- Tamping and compacting
- Driving spikes, tubes, poles, ground rods and probes
- Digging ditches and holes
- Tie tamping (Cobra TTe)



Features:

- Easy to transport
- Quick set-up time
- HAPS Hand and Arm Protection System
- Low emissions
- Low noise

Cobra PROe and TTe

- Adjustable handles
- Central oil lubrication
- High impact power

Cobra PROe, TTe and Combi

- All models fully in compliance with latest American EPA, Phase 3 emission standard and related EU emission standards

Cobra petrol breakers		PROe	TTe	Combi/Pionjar 120
Type		breaker	tie-tamper	Breaker and drill
Weight	kg	24-25	23-24	25
Length	mm	877-927	877-927	732
Depth	mm	358	358	281
Width across handles	mm	623	623	585
Impact energy	Joules	65	40	22-25
Blow frequency	bpm	1440	1620	2700
Penetration rate w 34 mm drill bit	mm/min	-	-	200-300
Max drilling depth	m	-	-	6
Drill rotation speed	rpm	-	-	250
Engine				
Engine type		1 cylinder, 2-stroke		
Cylinder displacement	cc	90	90	185
Power	kW	2	1.5	2
Cooling system		Fan cooled		
Starter system		Recoil starter	Magnapull	
Fuel type		Petrol, 90-100 octane unleaded		
Fuel capacity	l	1	1	1.2
Fuel mixture	%	2	2	2
Fuel consumption	l/hour	0.85	0.8	1,3-1,5
Oil-type (Atlas Copco)		2-stroke oil or similar		
Alkylate		Yes	No	

Vibration and sound		PROe	TTe	Combi/Pionjar 120
Vibration level 3 axes (ISO 28927-10)	m/s ²	3,3	3, 8	5,8 (breaking), 9,3 (drilling)
Sound power level guaranteed (2000/14/EC)	Lw, dB(A)	109	109	108
Sound pressure level (ISO 11203)	Lp, r=1m, dB(A)	97	97	95

Full dimension details are available in the product's Safety and Operating Instructions (Part number: 9800 0955 90). Available at www.acprintshop.com

Motor breakers & drills (Cobra range)

Shank size (H)	PROe	TTe	Combi/Pionjar 120
22 x 108 mm (Cobra Combi in military green version)	-	-	8318 0800 13
22 x 108 mm	-	-	8318 0800 08
25 x 108 mm	8318 0701 09	8318 0701 19	-
28 x 160 mm	8318 0701 05	8318 0701 15	-
28 x 160 mm (heavy duty metal chuck bushing)	8318 0703 10	-	-
32 x 160 mm	8318 0701 01	8318 0701 11	-
32 x 160 mm (heavy duty metal chuck bushing)	8318 0703 00	-	-
32 x 160 mm (China only heavy duty metal chuck bushing)	8318 0703 06	8318 0701 22	-

Nomenclature – Handheld petrol drill and breakers

ABB.	DESCRIPTION
e	Gasoline engine with Carburettor

Cobra Kits

Kit Item Number	kit Description	Component in Kit	Component Description
8318 0700 98	Cobra TTe kit 32x160	3083 3217 00	Tie tamper hex 32 x 160 mm
		8318 0701 11	Cobra TTe 32X160
		9234 0009 91	Transport box Cobra Pro/TT

Kit Item Number	kit Description	Component in Kit	Component Description
8318 0800 11	Cobra Combi 2010 with tool kit	3083 3197 00	Tamping pad, square 200 mm for hex 28/32
		3083 3228 00	Moil point hex 22 x 108 mm
		3083 3234 00	Digging spade hex 22 x 108 mm
		3083 3235 00	Clay spade hex 22 x 108 mm
		3083 3236 00	Frost wedge hex 22 x 108 mm
		3083 3238 00	Shaft hex 22 x 108 mm
		3083 3239 00	Tamping pad, square 175 mm for hex 22/25
		8318 0800 08	Cobra combi 2010
		9245 2813 51	Wedge set (for 34 mm holes)

Power Technique Solutions Portfolio

Atlas Copco's Power Technique Business Area has a forward-thinking philosophy. For us, creating customer value is all about anticipating and exceeding your future needs – while never compromising our environmental principles. Looking ahead and staying ahead is the only way we can ensure we are your long term partner.

Air compressors

Ready to go

- 1-5 m³/min
- 7-12 bar



Versatility

- 5,5-22 m³/min
- 7-20 bar

*Diesel and electric options available



Productivity partner

- 19-116 m³/min
- 10-345 bar



Handheld tools

Pneumatic tools

- Breakers (2,5 – 40 kg)
- Rockdrills (5 – 25 kg)
- Additional Air Tools
- Underground Rock Drills



Hydraulic tools

- Breakers (11 – 40 kg)
- Additional Hydraulic Tools
- Powerpacks



Petrol engine driven tools

- Breakers & Tie Tampers (25 kg)
- Combi Drills (23 Kg)



Generators

- Portable
- Mobile
- Industrial



*Multiple configurations available to produce power for any size application

Light towers

- Diesel LED and MH
- Electric LED
- Battery LED



Dewatering pumps

- Submersible
- Surface
- Small portable

*Diesel and electric options available



Photos and illustrations contained herein might depict products with optional and/or extra components which are not included with the standard version of the product and, therefore, are not included in a purchase of such product unless the customer specifically purchases such optional/extra components. We reserve the right to change the specifications and design of products described in this literature without notice. Not all products are available in all markets.

Atlas Copco

Atlas Copco Power Technique
www.atlascopco.com/ptba